

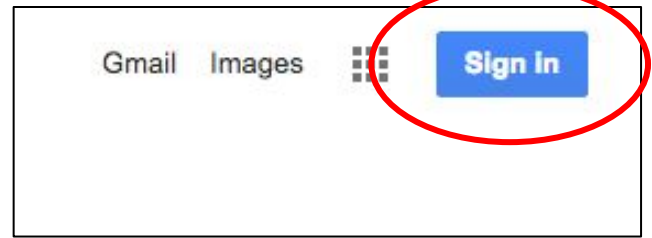
Google Instructions: Signing In

Please check when complete

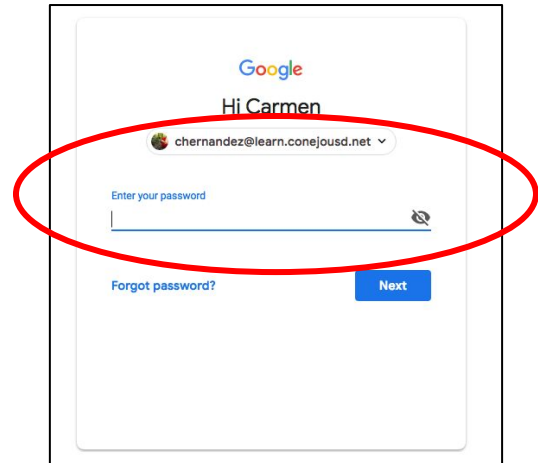
1. Open Chrome



2. Click Sign In



3. Sign in to your Google Account:
- Login with your 6 digit student then @learn.conejousd.net then @learn.conejousd.net number@learn.conejousd.net
 - Password: Your Q Password
 - Example:
 - Login: 123456@learn.conejousd.net
 - Password: 43DRA2.




4. You will be taken back to the Google home screen. Except you will notice your icon on the right will have changed.



5. Click the "waffle icon on the top right.



6. It will open up a drop down menu, showing you the Google apps.



7. Double click on Drive