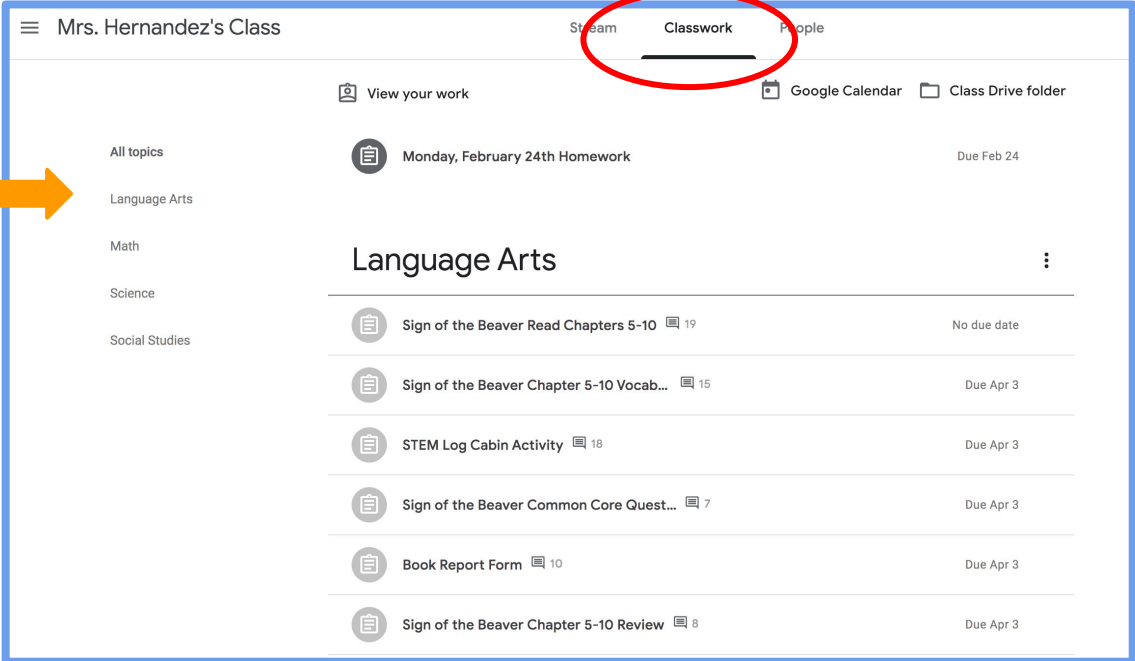


Google Instructions: Student Work

Viewing Student Work: Completed, Graded, and Missing

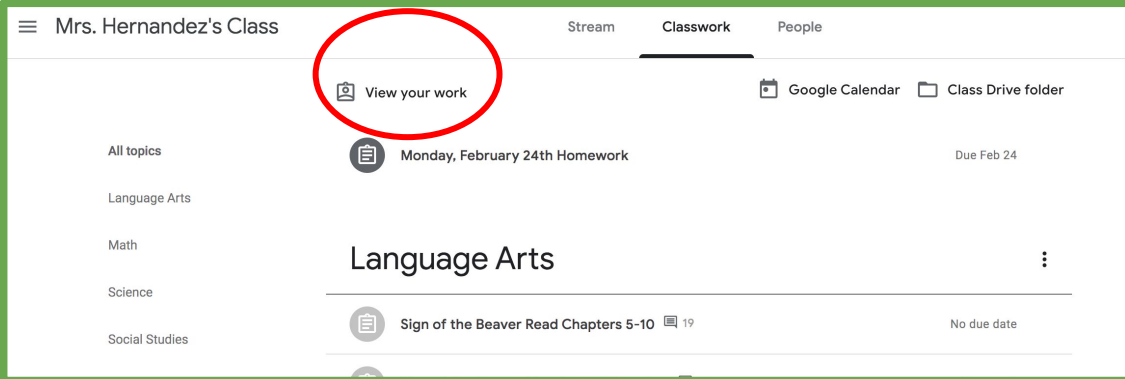
1. Once in Google Classroom, click on “Classwork” tab.

If you are looking for an assignment in a specific subject, you can go directly to that section



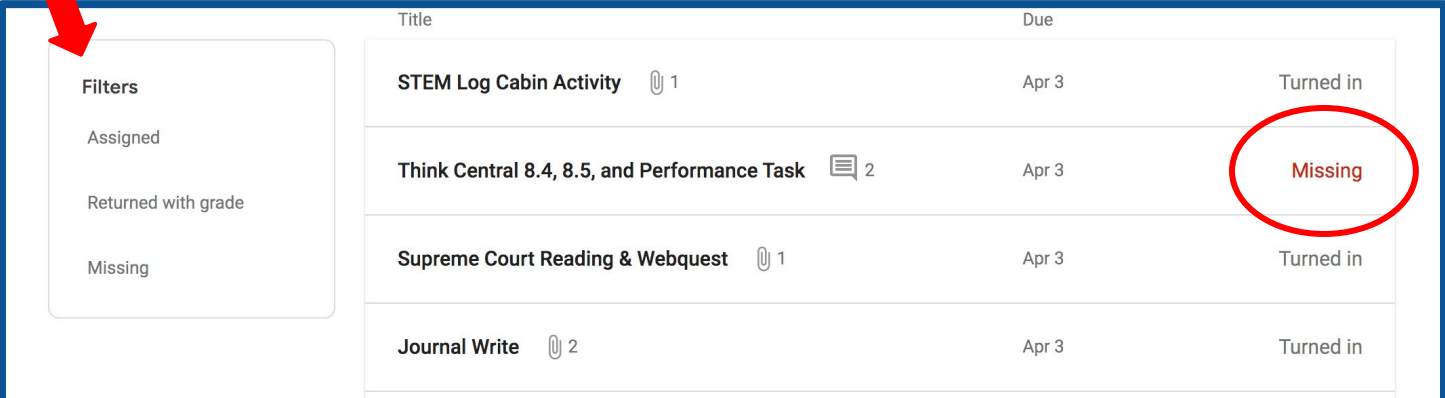
The screenshot shows the Google Classroom interface for 'Mrs. Hernandez's Class'. The 'Classwork' tab is selected and circled in red. On the left, there is a sidebar with 'All topics' and subject categories: Language Arts, Math, Science, and Social Studies. An orange arrow points from a text box to the 'Language Arts' category. The main content area shows a list of assignments under the 'Language Arts' section, including 'Monday, February 24th Homework' (due Feb 24), 'Sign of the Beaver Read Chapters 5-10' (no due date), 'Sign of the Beaver Chapter 5-10 Vocab...' (due Apr 3), 'STEM Log Cabin Activity' (due Apr 3), 'Sign of the Beaver Common Core Quest...' (due Apr 3), 'Book Report Form' (due Apr 3), and 'Sign of the Beaver Chapter 5-10 Review' (due Apr 3).

2. Then, “View you work”







The screenshot shows the same Google Classroom interface as above. The 'View your work' button is circled in red. The 'Classwork' tab is also circled in red. The sidebar and assignment list are visible, but only the top part of the 'Language Arts' section is shown.

3. From this screen, you can filter to see what has been “assigned,” “graded,” and is still “missing” from student.



The screenshot shows the 'Filters' menu on the left, with 'Missing' selected. A red arrow points to the 'Filters' menu. The main content area shows a table of assignments with their status.

Title	Due	Status
STEM Log Cabin Activity  1	Apr 3	Turned in
Think Central 8.4, 8.5, and Performance Task  2	Apr 3	Missing
Supreme Court Reading & Webquest  1	Apr 3	Turned in
Journal Write  2	Apr 3	Turned in